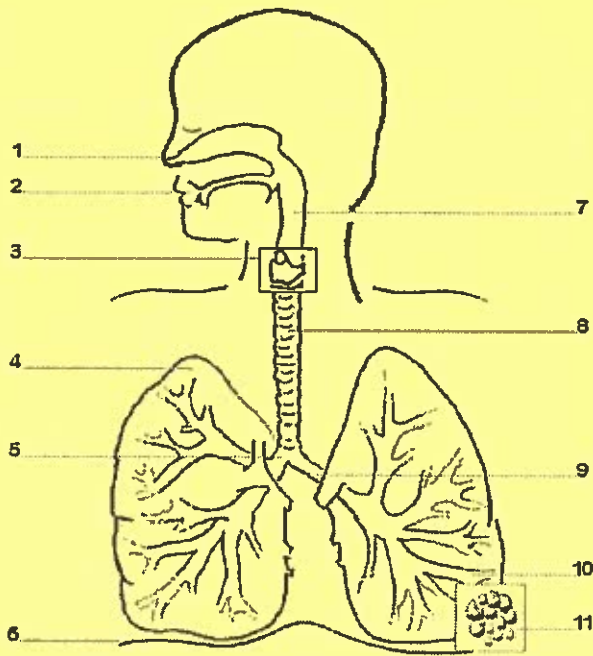


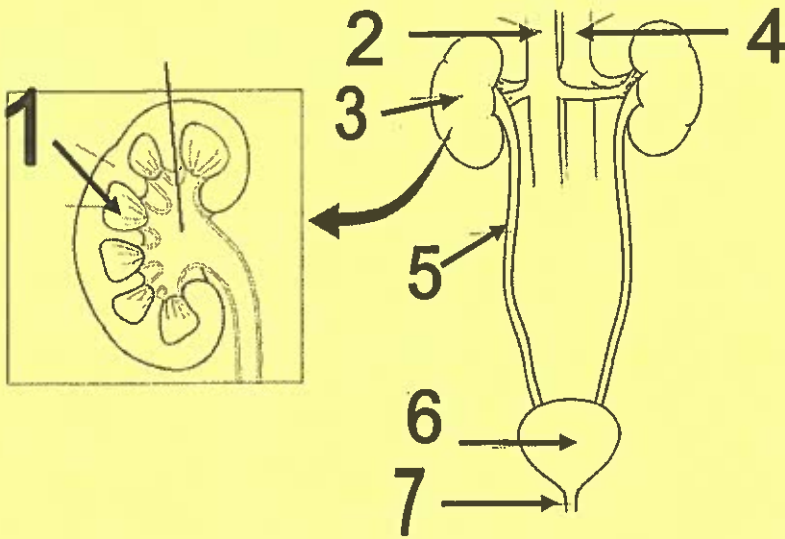
Respiratory & Excretory Systems Review Sheet



12. Taking air in is called . . .
13. Releasing air is called . . .
14. Breathing is a _____ process.
15. Breathing is controlled by the _____.
16. The trachea is made of _____.
17. The 3 functions of the nose are . . .
18. The respiratory tract is lined with ___ & ___.
19. The functional units for the respiratory system are. . .
20. You have 1 __, 2 __, 100's of __, & millions of __.
21. The equation for cellular respiration is ___ + ___ = ___.
22. This organelle produces energy in the cell.
23. The _____ covers the trachea during swallowing.
24. The _____ contains the vocal cords.
25. The vessels that surround alveoli are _____.
26. _____ cells carry CO₂ to the alveoli & O₂ away.
27. When one inhales, the diaphragm goes _____.
28. When one exhales, the diaphragm goes _____.
29. Another word for lung is _____.
30. What are hiccups?

1. _____
2. _____
3. _____
4. _____
5. _____
6. _____
7. _____
8. _____
9. _____
10. _____
11. _____
12. _____
13. _____
14. _____
15. _____
16. _____
17. _____
18. _____
19. _____
20. _____
21. _____
22. _____
23. _____
24. _____
25. _____
26. _____
27. _____
28. _____
29. _____
30. _____





8. The excretory system excretes _____ wastes.

9. Name 3 excretory organs.

10. The functional units that filter the blood are. .

11. The liver produces this waste.

12. The skin excretes this waste product.

13. The kidneys excrete this waste product.

14. These tubes connect the kidneys to the bladder.

15. List the 4 items that make-up urine.

16. This tube excretes urine out of the body. (aah)

17. List the 3 items that are excreted through the lungs.

18. The skin excretes mostly this waste.

19. Urea is made from _____ & _____.

20. Name the secondary organ of excretion.

21. Urine is stored here.

22. You have millions of these in each kidney.

23. Renal is another name for . . .

24. The kidneys' function is to _____ blood.

25. The liver produces _____ from harmful substances.

26. List the 4 items perspiration is composed of.

1. _____

2. _____

3. _____

4. _____

5. _____

6. _____

7. _____

8. _____

9. _____

10. _____

11. _____

12. _____

13. _____

14. _____

15. _____

16. _____

17. _____

18. _____

19. _____

20. _____

21. _____

22. _____

23. _____

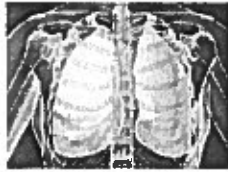
24. _____

25. _____

26. _____

BARE BONES REVIEW

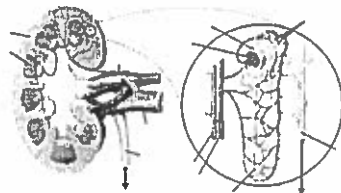
Respiratory System Review



1. Functional units
2. Windpipe also known as
3. The windpipe is made of
4. a) Flap of tissue over windpipe
b) Voice box also known as
5. Breathing muscle
6. O_2 enters the blood & CO_2 exits here
7. Pulmonary refers to
8. 2 waste gases excreted by lungs
9. Name the 2 substance that combine to release energy.
10. Name the organelle that performs respiration.

1. _____
2. _____
3. _____ & _____
4. a) _____
b) _____
5. _____
6. _____ & _____
7. _____
8. _____ & _____
9. _____ & _____
10. _____

Excretory System Review

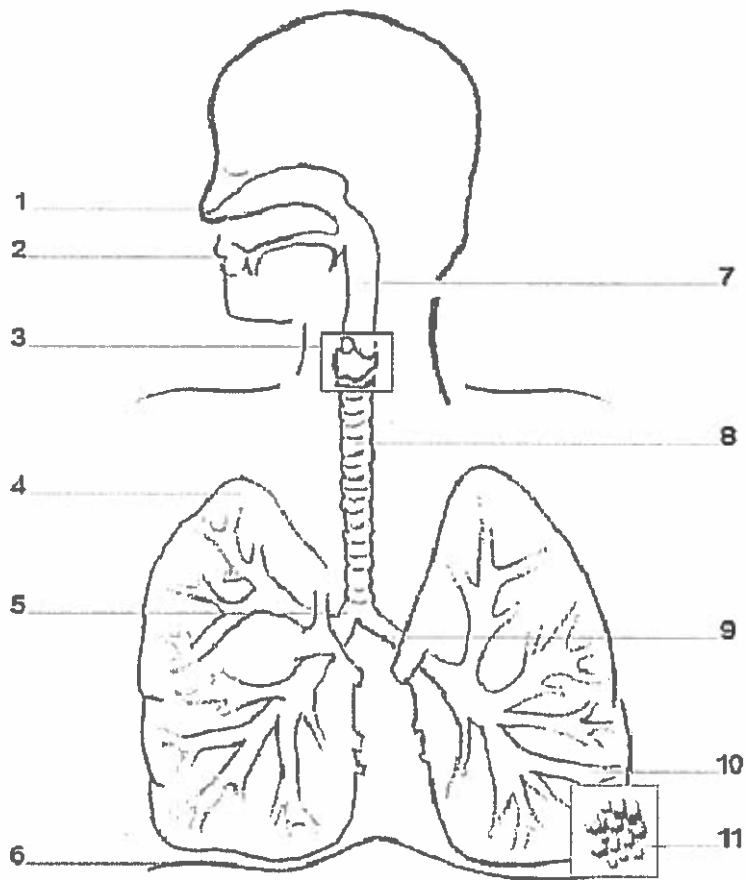


1. Functional units
2. Renal refers to
3. Urea is formed from
4. Name the organ that produces urea.
5. The kidneys make _____ out of urea.
6. List 4 organs of excretion.
7. Microscopic filtering factories
8. List the 4 parts of urine & perspiration.

1. _____
2. _____
3. _____ & _____
4. _____
5. _____
6. _____, _____
_____, _____
7. _____
8. _____, _____,
_____, _____

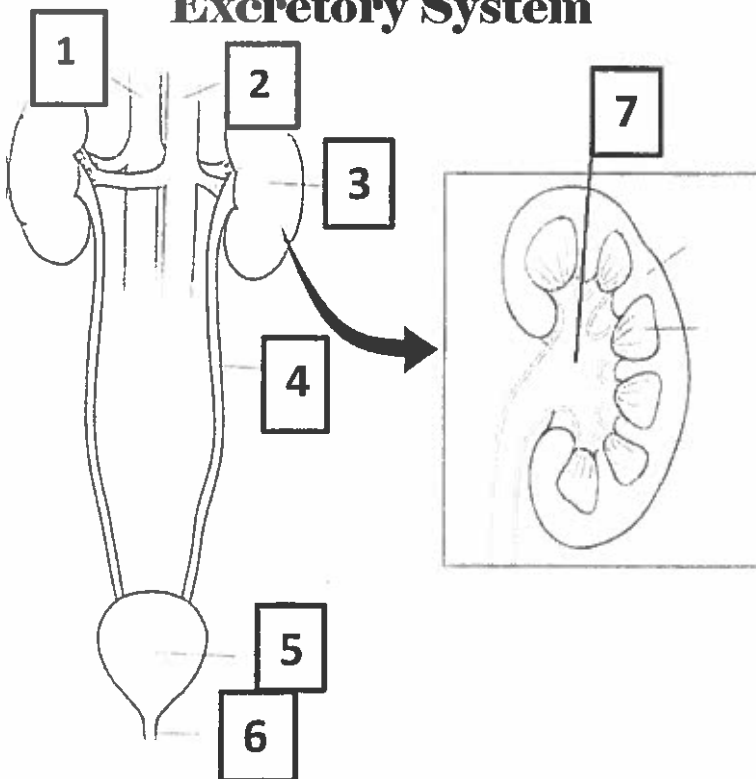
****Respiratory & Excretory DIAGRAMS on BACK!!**

Respiratory System



1. _____
2. _____
3. _____
4. _____
5. _____
6. _____
7. _____
8. _____
9. _____
10. _____
11. _____

Excretory System



1. _____
2. _____
3. _____
4. _____
5. _____
6. _____
7. _____